

Celebrating
10
Years



SAFETY PRODUCTIVITY PROFITABILITY DELIGHTED CUSTOMERS PEACE OF MIND

ITS ALL ABOUT
**CHOOSING
THE RIGHT
EQUIPMENT**

www.eastauto.in





ABOUT US

Welcome to **EAST Auto**, your trusted partner in the field of automotive workshop automation. We specialize in providing top-notch Equipment, Tools, Training, and After sales support to the vehicle manufacturers & automotive workshops. A team up of competent professionals with vast experience into the field of Automotive workshop automation.

With more than 25 yrs. of experience into the field of Automotive workshop automation and working on diverse assignments with Vehicle mfrs in India & abroad, gave me highest level of competence. I learned in detail about Latest technology, Modern repair techniques & Best practices that helps to ensure enhanced productivity & profitability in Automobile workshop operations. I represented many world leading brands in India, to name a few are: Blowtherm, Beissabarth, Car-o-liner, Celette, Deutronic, Festool, GYS, IRT, RAV, Rotary, Mondelfo Fero, Space, Stertil Koni, Saima. Our mission is to empower your business with the resources and knowledge you need to excel in today's competitive market.



OUR STORY

Founded in 2014, **EAST Auto** has grown from a small startup into a leading supplier in the automotive sector. Our journey began with a simple goal to deliver **One Stop Solution** in terms of **Consulting, Training & Equipment**. Over the years we have expanded our offerings and refined our processes to ensure that we meet and exceed the evolving needs of our esteemed customers.



WE OFFER

Tools and Equipment: Our comprehensive range of tools and equipment is designed to enhance the efficiency and effectiveness of your workshop. From diagnostic tools to advanced equipment, we manufacture, source and supply only the best products from trusted manufacturers across the world.

Training: We believe that knowledge is power, keeping that in view first ever a training academy & skill centre in East was set up by us. Our expert-led training programs are tailored to keep your team up-to-date with the latest industry standards and technologies. Whether you need basic training or advanced courses, we provide the skills and insights necessary for your success.



OUR VALUES

At **EAST Auto**, customer satisfaction is at the core of everything we do. We are dedicated to building long-term relationships with our clients based on trust, integrity, and excellence. Our team is passionate about helping you achieve your goals, and we continuously strive to deliver solutions that drive your success.



Rishikesh Sahay
Founder & CEO

Do it right first time and no repeat job are the fundamental pre-requisite for any customer centric business, Customer retention continue to be a challenge and area of immense importance.

“Innovative technology & Better services produce results ; all the rest are cost.....”



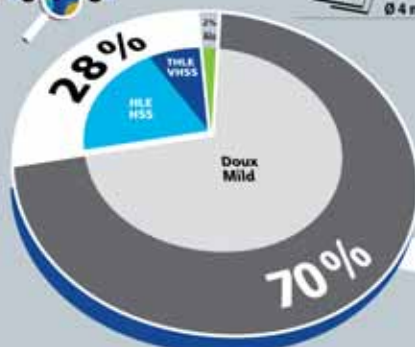
Efficient People - Effective Solutions



ÉVOLUTION TECHNOLOGIQUE

TECHNICAL IMPROVEMENTS - TECHNISCHE ENTWICKLUNG - MEJORAS TECNICAS

2004



OLD SOLUTIONS

Traditional machines

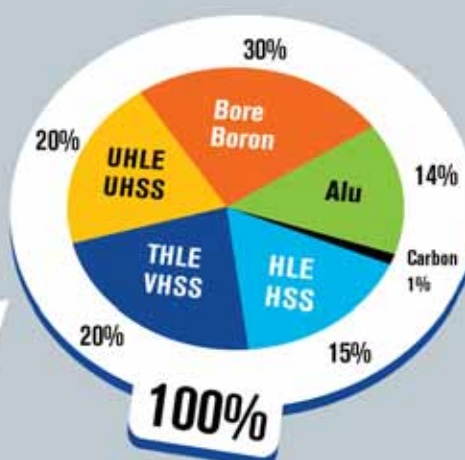
180 daN max

6 500 A max

X clamps

Ø 4 mm max

2024



GYS SOLUTIONS

INVERTER Technology

550 daN max

14 500 A max

X & C clamps



Liquid cooled system

Ø 10 mm



Evolution factors:

• CO2 Challenge = low weight

• Crash test = ★★★★★

• Anti-corrosion = new coatings

• Improved aesthetics and demand for better occupant visibility.

- Mild - Doux
- HSS - HLE
- VHSS - THLE
- UHSS - UHLE
- Bore - Boron
- Aluminium

• An example of new generation car body

RANGE

TRADITIONAL



32D-X

500 daN (X clamp)

300 daN (C clamp)

7 500

AIR COOLED



100R-X

1000 A

AIR COOLED

INVERTER



BP-LX

BP-LC

BP GENIUS

PTI-s7

PTI PREMIUM PRO

PTI GENIUS

550 daN (X & C clamps)

13 000 A

LIQUID COOLED



PTI-s7

PTI PREMIUM PRO

PTI GENIUS

14 500 A

LIQUID COOLED

ENIUS

32 D

100 R

BP / BP GENIUS

PTI-s7

PTI PREMIUM PRO

PTI GENIUS

Doux - Mild	•	•	•	•	•
HLE/THLE - HSS/VHSS	X	•	•	•	•
UHLE/BORE - UHSS/BORON	X	Difficult	•	•	•
Nombre de points - Number of spots 10 spots/min	→ 0,8 + 0,8 mm	100	150	no limit	no limit
	→ 2,5 + 2,5 mm	5	10	95	60 > 200
Inverter Technology	—	•	•	•	•
EMF Directive 2013/35/UE	—	—	BODY PROTECT TECHNOLOGY	•	•
Système de refroidissement - Cooling system	AIR	AIR	LIQUID	LIQUID	LIQUID
Régulation automatique - Automated regulation	I (A)	—	•	•	•
	daN	—	•	•	•
	→ Ø	irregular	constant	constant	constant

RESISTANCE SPOT WELDING RANGES



- HSS-HLE
- VHSS-THLE
- UHSS-UHLE
- Bore - Boron
- Aluminium



	PTI NEO	PTI EXPERT	PTI s-7	BP GENIUS	PTI GENIUS
Machine type - Type de machine	Transformer inside	Transformer inside	Transformer inside	Cable	Transformer inside
Arm - Bras	G	G	C	G	G
Max welding current - Courant de soudage max	13000 A	14500 A	14500 A	13000 A	14500 A
Max tightening force - Effort de serrage max	550 daN	550 daN	550 daN	550 daN	550 daN
Clamp weight - Poids de la pince	9.7 kg	11.8 kg	9.9 kg	6.5 kg	11.3 kg
Electrode with over-opening - Electrode avec sur-ouverture	—	Mechanical	—	Pneumatic	Pneumatic
Welding max frequency - Cadence max de soudage	10 pts/min	10 pts/min	10 pts/min	20 pts/min	20 pts/min
Automatique mode - Mode automatique					
Cooling system - Système de refroidissement	5 litres	30 litres	30 litres	30 litres	30 litres
Duty cycle - Facteur de marche	★★★	★★★★	★★★★	★★★★	★★★★★
Clamp cable length - Longueur faisceau pince	m4	m5	4 m or 6 m	2.5 m	6 m
Gyro - Gyro	—		(Option)	Ball bearing Gyro	Ball bearing Gyro
Mains cable length - Longueur câble secteur	m8	m8	m8	m8	m8
Balancing arm - Avec potence	—				Electric, adjustable height
Disconnectable clamp - Pince déconnectable	—			—	—
Single sided gun - Pistolet monopoint	(Option)	(Option)	(Option)		(Option)
Software update - Mise à jour logicielle	USB	USB	SD card	SD card	SD card

ALL spot Welders
are NOT the same!



GYSPOT PTI GENIUS

GYSPOT PTI GENIUS is the spot welder of the future. Its on-board intelligence guarantees full automation, offering bodyshops the ability to increase their efficiency: Featuring a genius G-clamp with pneumatic over-opening and an easy-to-adjust, overhanging, motorised arm providing a wide working area. It is the most advanced machine for the active bodyshop.



Innovative clamp with integrated transformer

- **Light weight 80 mm of automatic opening** capacity.
- Brass clamp support and arm-base for an optimal electrical contact.
- The double action feature ensures a **quick arm removal** without use of tools.
- Automatic cooling connection.
- Remote controlled clamp (opening, welding, adjustments validation).
- **Lockable Gyroscope**, ball bearing, integrated into the clamp body.
- High duty cycle.

14 500 A
 550 daN

For mild steel, HSS, UHSS

Boron steel

TRANSFORMER INSIDE

Traceability software
 Save spot welding configuration and export data




SMART WELDING

AUTO Mode: the machine automatically recognises - steel type, sheet-metal thickness, panel bond presence and insulating material between HSS/VHSS/UHSS/Boron sheet-metal.

Traceability: The recording feature saves the characteristics of each welding spot performed to the SD card provided. Easily transfer saved reports onto a PC.

HIGH PERFORMANCE


- Welding current: 14,500 A.
- Clamping force: Upto 550 daN.
- Liquid cooling of the entire transformer, rectifier, electrodes and caps.
- Newly designed G-clamp cylinder and welding algorithm maximises productivity.
- User friendly navigation using the 5.7 LCD screen.
- Automatic adjustment of the pressure between electrodes.
- Spot count feature to determine when you need to change the caps.













AN EXCEPTIONALLY LONG, EFFICIENT AND ADJUSTABLE OVERHANGING ARM

Easy to handle, adjustable and motorised, the new overhanging arm allows the height to be adapted to all working conditions.

- Very wide working area
- Extends 120 cm from the power source
- Rotates up to 30°
- Foldable to optimise space



<div> MADE IN FRANCE</div> <div> 62135</div>					Cables			
	50/60 Hz	A D curve	A	V			cm	kg
	3 x 400 V	25 (17 kVA)	14 500	7	6 m, Liquid	8 m 4x4 mm ² H07RNF	71 x 90 x 200	185



GYSPOT BP GENIUS

The GYSPOT BP GENIUS is the ideal Spot Welder to meet Car Manufacturers requirements (550 daN / 13 000 A). Easy to handle and Reduced weight, the new GENIUS clamp allows an automatic retraction of the electrodes in order for quick access of the welding area. The auto-mode allows welding without the operative entering any parameters into the machine.



GENIUS INNOVATION

- 80 mm of automatic opening capacity (20 mm at rest)
- Easy rotation of the arm in order to access hard to reach areas.
- Clamp support and brass sole-arms for an optimal electrical contact.
- Modular concept of contacts in order to facilitate maintenance.
- Quick arm removal without use of tools thanks to double action feature.
- Automatic cooling connection.
- Remote controlled clamp (opening, welding, adjustments validation).
- Lockable Gyroscope, ball bearing, integrated into the clamp body.
- Multifunction gun : single-point, swaging , studs, bolts, washers,...

INTELLIGENT WELDING

AUTO mode : the machine automatically recognizes - steel type, sheet-metal thickness, Panel bond presence and insulating material between HSS/VHSS/UHSS/Boron sheet-metal.

7 modes available : Normal, Manual, Multi, Gysteel, Auto, Manufacturer and Energy.



Tracking : Recording Feature saves the characteristics of each welding spot performed to the SD card provided

HIGH PERFORMANCE

- Welding current : 13 000 A
- Clamping force : Upto 550 daN.
- Watercooled power cables, electrodes and caps.
- Maximised productivity thanks to the new G clamp arm concept and the welding algorithm.
- User friendly navigation using a 5.7" LCD screen.
- Automatic adjustment of pressure between electrodes.
- Spot count feature to determine the caps lifetime.
- Special welding of bonded sheet metals or hard to weld coatings.

BODY PROTECTION

BODYPROTECT Technology to protect the user of magnetic fields



			Spots/min (max)	I _{RMS}	U ₀	P _{50%}	 mm		Cables (100% Cu)					IP
	50/60Hz	A	 2.5+2.5	A	V	X = 50%	 / 		 / 	 / 		cm	kg	
	400 V - 3φ	32 (D) 40 (D) 50 (D)	2 6 10	13 000	15.5	32 kVA	3 + 3 + 3	1.5 + 3	2.5 m, Ø 200 mm ² , Liquid	2.5 m, Ø 150 mm ² , Air	8m 4x6 H07RNF	65 x 80 x 205	160	IP 20

GYSPOT PTI -s7

GYSPOT PTI-s7 is the ideal answer to the welding requirements of high strength steels (UHSS/boron), with a clamping force upto 550 daN, and a welding current that can reach 14500 Amps. Its C clamp integrates a high-tech transformer and the machine also brings a solution to limited power supply issues, as it can operate with 20 Amps fuses only. Its operation is extremely easy thanks to the automatic welding parameters setting in EASY mode.

INNOVATION

- Liquid cooled medium frequency transformer integrated in the clamp
- Lower electricity consumption (40% less than cable machine)
- Operating with only 16 Amps delayed fuses power supply
- High duty factor
- Remote control on the clamp

PERFORMANCE

- **Welding current :**
 - High welding current 14 500 A
 - Sound alert if the welding current is too low
 - Constant current control
 - Low electrical consumption
 - GLUE mode: for welding sheets with glue or other coatings
- **Electrode force :**
 - Electrode force control
 - Digital display of the actual electrode arms force
 - Electrode force: Upto 550 daN
 - Liquid-cooled arms up to the tips

MACHINE INTERFACE

- AUTO MODE: automatic setting of welding parameters.
- 7 modes available to answer the requirements of all end users

TRACEABILITY

- Record on SD card of the characteristics of each welding spot performed.
- Restoration on any PC of the reports saved on the SD card.



Liquid cooled



Automatic C clamp

Energy Dynamic Control

Traceability software
Save spot welding configuration and export data



For mild steel, HSS, UHSS

Boron steel



— FUSE — 20 A
 Double pressure
 10 mm
 9,9 kg (included C1)

TRANSFORMER INSIDE

	 50/60hz		I RMS	U ₀	 mm		Cables				100% CU		
								Liquid / Air Cooled	 m	Ø mm ²			
4M	3 x 400V	20A (D)	14 500A	7.3V	2.5+2.5+2.5	1.5+3		Liquid	4	200	OK	65x80x230 cm	105 kg
6M								6					
							 / 	Air (option 051010)	1.5				
								-	8	4x4 H07RNF			

GYSPOT PTI EXPERT | PTI NEO

PTI EXPERT is an automatic spot welder capable to weld all types of steel on modern vehicles i.e. HLE/THLE, UHLE and Boron. Liquid-cooled (30L cooling tank) & Light weight integrated transformer clamp with 5 meter cable, easy to reach critical locations on the vehicles.

GYSPOT PTI NEO Compact and ultra-manoeuvrable, Integrated transformer clamp with 4 meter cable, Lightest in the world with transformer and electrode only 9.7 kg with G1 arm. Liquid-cooled (5L cooling tank), Its colour interface is very ergonomic and easy to use.



Unique Features

- Liquid cooling of transformer, electrodes and caps to ensure maximum productivity.
- Clamping force up to 550 daN
- Built-in transformer clamp ensure less power consumption.
- PREMIUM G-ARM-Easy and quick tool-free change of welding arms.
- Brass clamp support and arm scale for optimal electrical contact.
- Automatic connection of coolant connectors.

















Compact & Easy to Use

- Automatic mode.
 - Intuitive navigation thanks to the 3.5" colour screen.
 - Compact cooling tank.
- PTI NEO – 5 ltr capacity | PTI Expert – 30 ltr capacity.

Traceability

- Traceability of welding points and export via USB.
- PC software provided to exploit the data.
- Complete update of the machine by USB key.



 								Cables					
													
GYSPOT PTI NEO 400V	3 x 400 V	13 000	20	10	7.7	2.5+2.0+2.0	1.5 + 3.0	4 m, Liquid	1.8 m, Ø 300 mm ²	1 m, Ø 300 mm ²	8 m, 4x4 mm ² H07RN-F	63 x 76 x 127	57
GYSPOT PTI EXPERT 400V	3 x 400 V	14 500	25	10	7.4	2.5+2.0+2.0	1.5 + 3.0	5 m, Liquid	1.8 m, Ø 300 mm ²	1 m, Ø 300 mm ²	8 m, 4x4 mm ² H07RN-F	65 x 100 x 230	109

GYSPOT INVERTER BP.LX

Gyspot INVERTER BP.LX product is a real advance in the field of spot-welding equipment. This machine is the ideal answer to the welding requirements of high strength steels (UHSS/boron steel), with upto 550 daN electrode arms force with 120 mm arms and 13 000 Amps welding current. This machine is fully compliant with the European directive 2004/40/EC.

Description

Ideal clamp for all types of metal works

- Lightweight and easy to handle: Weight 5 kg
- Clamping force upto 550 daN
- Single-sided welding tool with 3 meter cable: spot hammer welding, stud/rivet/ring welding, carbon shrinking
- Accessory box
- Support cable bracket with a telescopic arm
- Control display 6"
- Remote control on the clamp

PERFORMANCE

- **Welding current:**
 - High welding current : 13 000 A
 - Digital display of the actual current value
 - Sound alert if the welding current is too low
 - Constant current control
- **Electrode force :**
 - Digital display of the actual electrode arms force
 - Lightweight clamp: Weight 5 kg
 - High clamping force: Upto 550 daN
 - Liquid-cooled arms up to the tips
 - Sound alert if the actual clamp force is too low

Machine Interface

- **User friendly:** Large display (6"), with intuitive menus
- **Easy:** Only 2 parameters to be selected (thickness and steel sheet type)
- Saving of user welding parameters

Tracability

- Record on SD card of the characteristics of each welding spot performed
- Restoration on any PC of the reports saved on the SD card



GYSPOT BP-LX		GYSPOT BP-LC-s7	
13 000 A		13 000 A	
550 daN		550 daN	
For mild steel, HSS, UHSS	Boron steel	For mild steel, HSS, UHSS	Boron steel
Double pressure	Double pressure	Double pressure	Double pressure
10 mm	10 mm	10 mm	10 mm
6,5 kg (included X1)	6,5 kg (included X1)	6,5 kg (included C1)	6,5 kg (included C1)
Liquid cooled		Liquid cooled	
BP BODYPROTECT Unique electro-magnetic field protection 2013/35/UE by GYS		BP BODYPROTECT Unique electro-magnetic field protection by GYS	
Traceability software Save spot welding configuration and export data		Automatic C clamp Energy Dynamic Control	
SD CARD MEMORY		Traceability software Save spot welding configuration and export data	
SD CARD MEMORY		SD CARD MEMORY	

50/60hz	50A (D)	Spots/min (max)	I RMS	U ₀	mm		Cables		100% CU		
							Liquid / Air Cooled	m mm ²			
400V	50A (D)	10	13 000A	16V	3+3+3	1.5+3	Liquid	2.5 200	OK	65x80x205 cm	160 kg
							Air	2.5 150			
							-	8 4x6			

The P3 GYS AUTO is a 220 A single-phase synergic MIG/MAG welding unit with 3 integrated wire feeders specially designed for bodywork specialists. It can weld all types of aluminium components with zero spatter. Featuring a highly intuitive colour interface, it is capable of welding any type of steel, aluminium or brazing alloy (CuSi3/CuAl8), even thin gauge 1.0 mm & 1.2 mm, using a pulse function.

MIG/MAG WELDING

- MIG/MAG Smooth + Pulse :
 - steel and stainless steel wire: Ø 0.6 to 1.2 mm
 - aluminium wire: Ø 0.8 to 1.2 mm
 - CuSi and CuAl wire: Ø 0.8 and 1.0 mm















PREMIUM WELDING

- **Digital arc control with instant ignition.**
- Excellent arc stability to minimise spatter.
- **4-roller wire feeder with digital** encoder for precise wire feed.
- **3 MIG-MAG welding modes:** Standard Dynamic, Pulse & Manual.



INTELLIGENT

- **PFC technology** : Equipped with PFC (Power Factor Correction), it can accommodate all input voltages from 185 to 265V.
- **New intuitive, multilingual 3.5" HMI.**
- **Complete machine and synergy** updates via USB stick.
- **Job memory for up to 200 welding programs** for recurring applications.

							équipé d'origine / original equipment / originalausstattung / equipamiento de fabrica	EN 60974-1 (40°C)				IP 	
50/60 Hz	A	min → max	ø mm	ø mm	Electronic Control	m/min		X (40°C)	V	cm	kg	IP	Protected & compatible power generator (+/-15%)
400 V 3~	16	15 → 320	0.6 → 1.2	200	 50 W	0.5 → 20	1.0 1.2	260 A @ 60% 240 A @ 100%	82.4	88 x 63 x 93	64	IP 23	24 kVA

E3 GYS AUTO

E3 GYS AUTO is a 200 A single-phase synergic MIG/MAG inverter welding machine with 3 integrated wire feeders, specially designed for bodyshops. Equipped with a highly intuitive colour interface, it welds steel and aluminium with great results, even on thin gauge. The integrated synergies also allow for brazing with CuSi3 and CuAl8 wires.

























INTELLIGENT

- Specific synergies for: Steel, AlSi, AlMg, CuSi3, CuAl8, CrNi. After entering 3 pieces of data (Easy mode): wire diameter, gas/material combination, and thickness of the workpiece, the product automatically determines the optimal welding parameters.
- New simplified 3.5" HMI designed for use in bodyshops.
- Full machine software and synergy updates available via USB stick.
- Storage of up to 200 welding programs (Job) for recurring tasks.
- Portability function, allows loading/backup/transport of user JOBS and machine configuration using a USB stick.

ERGONOMIC

- Automatic torch detection by pulling the trigger with automatic gas selection.
- Support for 2 gas cylinders 4 m3 (20 L).
- Reinforced wheels for stability and manoeuvrability.
- Reinforced wheels for stability and manoeuvrability.
- Support bracket with holder for torches and welding mask.



 50/60hz		 10A	 15▷200A	 0.6-1.0	 100	 200	 300	 4-6	 0.6-0.8	 0.8-1.0	 2x0.8	 110A	 150A 25%	 60x90x90 72	 5 kVA	 Included
 50/60hz		 10A	 15▷200A	 0.6-1.0	 100	 200	 300	 4-6	 0.6-0.8	 0.8-1.0	 2x0.8	 110A	 150A 25%	 60x90x90 72	 5 kVA	 Included

T1 GYS AUTO

The T1 GYS AUTO is a three phase MIG-MAG, with torch connector, recommended for welding steel, stainless steel, aluminium and for MIG brazing of high-tensile strength steels with CuSi and CuAl wires (ideal for car body repairs).

Synergic Mode

The machine determines the optimum wire speed by selecting :

- the type of wire
- the wire diameter
- the welding current

Spool Gun connector

The Spool Gun torch is ideal for car body repairs of aluminium, AlSi5 and AlSi12.

Spool Gun connector

Suitable for ø200mm and ø300mm wire reels (15kg max).













Saving welding parameters

Memory save feature for each torch and activation of the 'last used' welding parameters (wire diameter, wire type & mode).

Saving welding parameters

- 3 Welding modes available
- Standard (2T)
- Spot
- Delay



 50/60hz	 10A	 min▷max	 ø mm	 100 200 300	 ømm			équipé d'origine / original equipment / originalausstattung / equipamiento de fabrica		EN60974-1 (40°C)		 cm/kg	 Protected & compatible POWER GENERATOR (+/- 15%)	 Spool Gun
400V	10A	15▷200A	0.6-1.0		V	V		0.6 - 0.8	0.8	110A	150A 25%	47x77x79 55	5 kVA	Option










CARMIG

Ideal for welding thin metal sheets, it has been designed to fix cars at a minimum current of 15 A. The SMART interface facilitates settings, for considerable time saving.

Intuitive use

- The CARMIG simplifies both wire speed and voltage settings. Thanks to the SMART chart, find the right settings based on metal thickness and wire type.
- Then, depending on the charts' recommendations, simply select :
- Voltage (7 positions knob)
 - Wire speeder by setting the potentiometer on the indicated colour zone and adjust if needed.



													
	50/60hz	10A	min▷max	0.6 - 1.0	V	V	0.6 - 0.8	0.8	110A	150A 25%	cm/kg	5 kVA	
	400V 3~	10A	15-200A	0.6 - 1.0	V	V	0.6 - 0.8	0.8	110A	150A 25%	47x77x79 / 50	5 kVA	



GYSPOT 34.02

A multifunctional dent puller

Ideal tool for dent removal and straightening of steel carbody elements (bonnet, door, roof panel etc.) The product is multifunctional, and effective for many applications. With its low power consumption, it can work on a simple 230V power supply.

EASY TO USE

- Switch to go to graphite pencil mode.
- **Intuitive**, the control knob enables selection of both the output power and the requested mode.
- **Manual**, the weld is controlled by simply a light press of the gun trigger.

	I ₂ max A						Cable
50/60Hz	2600	Manual	16	OK	20x32x18 cm	14 kg	2m

GYSPOT 39.02

User friendly

Ideal for all steel straightening and dent pulling jobs. Simple to use thanks to its automatic gun and its user friendly control panel.

Only 2 parameters to select :

- the output power level (amongst 11 levels)
- the tool which is used (amongst 7 tools)

=> **no need to select the welding current and welding time Anymore.**

Automatic triggering

The welding is triggered automatically by a simple contact between the tool and the part to straighten.



	I ₂ max A						Cable
50/60Hz	3800	Auto	16	OK	22.5x36x23.5 cm	23 kg	4m

GYSPOT EXPERT 230

Equipment designed for professionals that require complete control of their dent pulling process.

Designed for a 230 V power supply (16 A plug), the GYSPOT EXPERT offers two modes of use:

A MANUAL mode:- where the operative can independently set the welding current and welding time to fit the requirements of a particular job/material thickness.

A SYNERGIC mode :- The machine will use the GYS Expert Engineers recommended settings. Simply select the tool to be used and the power is automatically set. Simply select the tool used and the power required for the thickness of the sheet.



For extra control, two welding operations are available :

automatic operation: the Arc begins when the tool is in contact with the metal sheet.

manual operation: the Arc begins when the tool is in contact with the metal sheet and the trigger is pressed.

	I ₂ max A		Auto Detection				Cable
50/60Hz	3800	Auto Manual	Yes	OK	22.5x36x23.5 cm	20.5 kg	8m

GYSPOT ALU PRO FV

The GYSPOT ALU PO FV is designed specifically to perform dent pulling on ALUMINIUM.

CHARACTERISTICS

Micro-processor controlled with digital display

- Voltage (set from 50 V to 200 V).

- Power (set from 0 to 10).

- Detection of stud presence on holder.

Capacitors discharge (66 millifarad) :

Fast welding (3 millisecond).

Automatic gun:

The gun has no trigger; the welding is automatic when the tip slides into the gun. The earth terminals are integrated to the gun.



50/60hz	I ₂ MAX	SYNERGIC	ACIER/STEEL	ALU	SEPARATE CABLE GUN	U ₂ V	I RMS A	I RMS A	OK	OK	cm/kg
90 V - 240 V 1~	13 000 A	•	-	automatic	-	50>200	5	-	OK	OK	21x24x36 / 14

GYSPOT ARCPULL 200

GYSPOT ARCPULL 200 is a drawn arc welding product developed specifically for thin car body sheet metal. Its innovative gun is equipped with a high precision linear motor with digital control, which provides refined synergies.

- Excellent Reproduction and reliability process
- No impact on the reverse side of the repaired panel.

GROUNDBREAKING INNOVATION

- Superior control of the welding cycle.
- Digital process control - no need for manual adjustments.
- 2 independently adjustable ground electrodes for better stability during the welding process.



50/60hz	I ₂ MAX	INTEGRATED TECHNOLOGY	ACIER/STEEL	ALU	SEPARATE CABLE GUN	U ₂ V	I RMS A	I RMS A	OK	OK	BOX : cm/kg
230 V 1~	10>200 A	SYNERGIC FV SR	SYNERGIC DIGITAL GUN LINEAR MOTOR		-	20,4 > 28	16	-	OK	OK	48 x 27,7 x 36 / 13,8

GYSPOT COMBI 230 E PRO

Our latest, 2-in-1 dent-pulling machines. The COMBISPOT 230 V allows panel beaters to carry out dent-pulling operations on both steel and aluminium car bodywork without the need for stripping or disassembling parts. Guaranteed to save money and time thanks to its ergonomic torch for steelwork as well as its specialised aluminium torch.



50/60hz	I ₂ MAX	SYNERGIC	ACIER/STEEL	ALU	SEPARATE CABLE GUN	U ₂ V	I RMS A	I RMS A	OK	OK	cm/kg
230 V	3800 A (steel) 13 000 A (alu)	•	manuel	automatic	-	7,4 (steel) 50>200 (alu)	16	2800 (steel)	OK	OK	45x43x29 / 49,7

DENT PULLING WORKSTATION

















DENTSTATION

Equipment designed for professionals that require complete control of Their dent pulling process.

- Remove dents without disassembling vehicle fittings
- Repair without replacing
- Reduce the down-time
- Increase your margin • Improve your profitability

INCLUDED ACCESSORIES


 x6 x2	 Manuspot	 Premium levelling bar 720 mm	 Premium levelling lever
 Dentstation Pro WD Fixing kit	 Hook head	 Premium scissoring bar 720 mm	 Premium scissoring bar 1200 mm
 Magnetic earth	 Premium double pads support 150 mm (x2) + 220 mm (x2)	 Dent box consumables 3 lifting rods Empty box 320x113mm	 Manual pulling handle
			 Ringmatic



PREMIUM

**Sill Straightening job:
30 min instead of 3 hrs**

INCLUDED ACCESSORIES

 x6 x2	 Double pads	 Levelling bar 850 mm	 Scissoring bar
 Dentstation Pro WD Fixing kit	 Multihook heads	 Levelling lever	 Strengthened bar 1200 mm Extensions (x2)
 Magnetic earth	 Manuspot	 Dent box consumables 3 lifting rods Empty box 320x113mm	 Manual pulling handle
			 Ringmatic









STANDARD

SPEEDLINER

SPEEDLINER EXPERT 230 is the complete dent removal kit, essential for straightening all small, medium and large dents.

- Dent removal without disassembling the fittings
- Repair without replacement
- Reduce downtime
- Increase your margin

INCLUDED ACCESSORIES

		
DENT 1600	Cable support	Levelling bar 850 mm
		
Multihook heads	Levelling bar	
		
Magnetic earth	Manuspot	Dent box consumables 051515 3 lifting rods 050792
		
	Ringmatic	



AIR FIX DRAW ALIGNER



Designed for

- ★ Time saving
- ★ Maximum grip
- ★ Durability



Ground anchor by suction

Fast installation

Uniform pulling force

Seal protection

Perfect stability



PLASMA CUTTER EASYCUT 40

The ultra-compact EASYCUT 40 is an 8 kg plasma cutter featuring a non-HF starting voltage, making it perfect for cutting all types of metal up to 20 mm thick. With a power output of 40 A, it is fantastic at precision cutting using a low current. This appliance is ideal for workshops or car bodywork repair shops thanks to its excellent portability and cutting performance.

- * Reinforced structure with electrically insulated, non-slip, rubber pads.
- * HMI protective cover.
- * The torch and earth clamp can be disconnected.
- * Compact, lightweight and portable.



PLASMA CUTTER 30 FV

The CUTTER 30FV is a 30A plasma cutter with a cutting capacity of 10mm thick for steel (severance cut up to 15mm). The HF-free arcing system preserves and increases the consumables life span. Designed for maintenance jobs and car body repairs, it integrates robust mechanical parts along with an intuitive interface and flow meter on the front panel.

- * Reinforced structure & non-slip rubber feet.
- * Detachable cutting torch and earth clamp.
- * Compact, lightweight and portable.

HIGH-TECH POWER SUPPLY

Flexible Voltage, the machine will work on a single phase power supply from 85 to 265V.

POWERDUCTION 50LG

The POWERDUCTION 50LG provides instant and powerful heating to release or heat both steel and aluminium. Equipped with a liquid cooling unit, this product is capable of heating metal parts for minutes at a time without interruption.

The ideal tool for mechanical and maintenance work:

- * essential for releasing steering linkages (wheel alignment)
- * remove glow plugs, seized up wipers and spare-wheel carriers
- * release seized up bolts and steering ball joints without damaging them
- * release shaft drives that have seized up in the hub
- * remove automotive or HGV exhaust lines



Side heating
(if not HSS)



Release rusted bolts



Release steering linkages



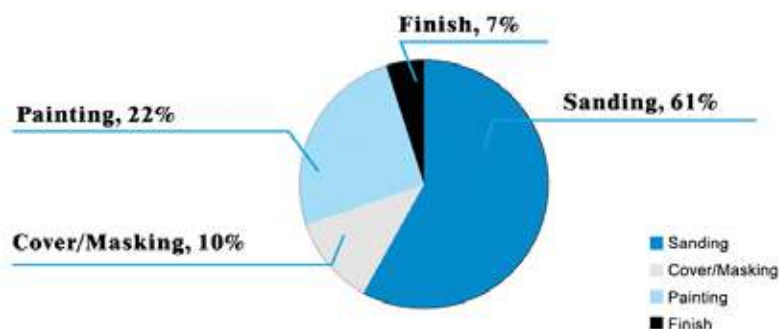
DUST FREE SANDING SYSTEM

A good & efficient Sanding system helps to ensure faster repair, better job quality & finish, no rework, overall improved result. Sanding not only cleans the dust, but it does ensure vehicle body shining, improves adhesion of vehicle body & painting.

Why Sanding is necessary before painting?

Sanding cleans the dust, keeps the car body shining, and improves the adhesion on car body and painting. It keeps the repairing body flat, improves repair quality and result.

Sanding occupies a large proportion in collision repair work



GYSDUST SELF EXTRACTOR - ALU

The GYSDUST SELF EXTRACTOR is a pneumatic dust-extraction unit for sanding-dust designed specifically for car-body repair. This brand-new suction system, developed by GYS' expert engineers, combines high suction performance with low air consumption. ATEX certified, this appliance is suitable for aluminium sanding-dust from car-body repairs.

MAIN ADVANTAGES

■ **Efficient:** This powerful GYS suction system achieves high suction levels with low air consumption.

■ Lever :

ON position: continuous operation of the vacuum.
AUTO position: when the operator turns on the sander, the vacuum starts, when the operator turns off the sander, the vacuum stops.

■ ATEX certified:

- suitable for explosive atmospheres
- suitable for using abrasives on aluminium car bodies

■ **Practical:** its two large 6" wheels make it easy to move around the workshop.

■ **Easy to use:** no maintenance required. No moving parts. No filter to clean.

■ **Adjustable sanding pressure** and pressure gauge meaning this machine can be used with all types of commercial sander.



ATEX Catégorie
Groupe II - Catégorie 3

Patent in
progress

GYSFLASH 102.12

Specifically designed to be fitted on a wall or on a car lift, the vertical GYSFLASH 102.12 is a very powerful inverter battery charger able to supply up to 100A.. The GYSFLASH 102.12 will keep the battery's voltage perfectly stable at 12V during the diagnostic phases. It will deliver the best charging cycle recommended for the maintenance of the most advanced vehicles on the market.

5 DIFFERENT MODES TO USE

ADVANCED FUNCTIONS

100% AUTOMATIC CHARGE





ULTRA SAFE

- **Protection of the vehicle's on-board electronics:** protection against short circuits, polarity reversal and overcharging. Anti-spark technology.
- **Interchangeable fusible** which protect against misuse.
- **Temperature sensor** to prevent internal electronics overheating.
- **Automatic stand-by mode** if the battery is disconnected.

ERGONOMIC

- Compact and robust box with front cable reel (2 x 5 m).
- Pads for shock and vibration absorption.
- Optional wall mount with sliding system or magnetic (Magnetfix).



50 / 60 Hz		Icharge	V	Charge		Ondulation/ Ripple	Charging curve		40°C @100%	25°C @100%	kg	mm		IP		
220-240 V AC	1600 W	100 A	12 V	20 < 1200 Ah	<0.05 Ah/ month	<150 mV Rms	I _U I ₀ U	9 step	66A	75A	5.8	295 x 117 x 345	Automatic >2V	IP 21	125 A	2.5 m



Intuitive interface
available in 22 languages

GYSFLASH 101.12 CNT

The GYSFLASH 101.12 CNT is a CONNECTED, high-power, 100 A charger with inverter technology. It can maintain a 12 V lead or lithium battery at a perfectly stabilised voltage during the diagnostic process. It will deliver the best charging cycle recommended for the maintenance of the most advanced vehicles on the market. Its USB connectivity makes it 100% customisable.

SMART PRINTER MODULE

The SPM module is a thermal printer compatible with GYSFLASH CNT chargers. Ideal for traceability, this ultra-compact module allows you to print a summary of the charging cycle in ticket. It can be powered directly by the charger via its SMC connection cable or by a power cord to increase its printing speed. The printer can be mounted with its magnetic base in a vertical or horizontal position.



Thermal printing, no ink or toner is required.

Ultra-compact format, optimizes workshop space.

USB 2.0 connectivity, 2 ports to connect a 1D/2D barcode reader and keyboard.

Magnetic support, to be used on a workstation or trolley. Printing possible in 2 positions.

Technical specifications
 resolution 200 dpi
 printing speed max. 80 mm/s
 paper width 57 mm

GYSFLASH 12.12

The GYSFLASH 12.12 is specifically designed to charge all types of 12V batteries such as cars, utility vehicles, motor homes, buses or commercial vehicles. It features an 8 step intelligent charging curve for an optimal charge; as well as a «Supply» mode to support and maintain showroom vehicle batteries.



GYSFLASH 30.12 PL

With a power of 30 A, the GYSFLASH 30.12 PL is a multifunctional charger designed to charge 12 V leadacid and lithium iron phosphate batteries (LiFePO4). It features 2 distinct intelligent charging programs that guarantee the performance of each battery technology. It can also be used as a Battery Support unit and its «Showroom /Diag» mode enables to safely support and maintain showroom vehicle batteries.

GYSFLASH 50.12 FV

The GYSFLASH 50.12 FV is a high-power, 50 A, stabilised power supply that incorporates Inverter technology offering five separate functions:

5 operating modes

- Charging mode
- Diagnostic mode
- Showroom mode
- Change Battery mode
- Power Supply mode

Advanced features

- Automatic restarting
- Cable testing and calibrating
- Showroom mode locking feature
- Easy charging mode
- Activate and adjust expert-level charging curves
- Automatic SOS sulphated-battery recovery



Intuitive interface

Boasting 19 available languages

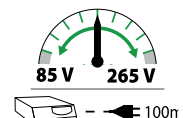
Slimline design

The device has been purposefully designed with an ultra-low height (< 11 cm), enabling it to fit comfortably underneath a vehicle.

Cables

- Fitted with 2 x 2.5 m - 10 mm² cables
- It can be fitted with 2 x 8 m - 16 mm² and more. The calibration will take place automatically

Flexible Voltage



No external ventilation
=
No dust ingress

STARTRONIC 800

Designed for 12V vehicles, the STARTRONIC 800 is a smart battery-less booster pack. Equipped with supercapacitors, the device uses the vehicle battery's residual voltage to charge itself and start the engine in a few seconds. Recharging on the mains is not necessary.



STARTUP ASSIST • EASE-OF-USE • SAFETY START • MAINTENANCE FREE • ADAPTED CONNECTORS



PBT 600

Professional battery tester providing highly accurate results with in-built printer.

HIGHLY ACCURATE

- Automatic compensation for external temperature.
- Advanced dynamic resistance measurement technology minimises battery discharge and displays an accurate result which is unaffected by :
 - The surface charge
 - Vehicle consumers (lights, various indicators, etc)
 - Contact imperfections (worn out terminals/ lugs, unfastened lugs, etc)

PBT 550

Professional battery tester providing highly-accurate results and with in-built printer.



SMART RHONE

IS A MULTIPURPOSE BENCH DESIGNED TO HANDLE ALL KINDS OF LIGHT, MEDIUM AND HEAVY COLLISION REPAIR.

The unique feature of SMART RHONE is QUICK ANCHORING. The vehicle can be anchored and ready to perform pulling operations in less than 15 MINUTES.

Compatible with NAJA 3D and EAGLE 3D electronic measuring systems.

SMART RHONE is the first of its kind which can also accommodate dedicated jigs (MZ+ system) and is compatible with CAMELEON, the universal adaptive jig system.

SMART RHONE is the extremely flexible repair solution for the technician, enhancing body shop productivity.

With a 3500 KG LIFTING CAPACITY along with 1300 MM LIFTING HEIGHT the SMART RHONE is versatile and supports all kind of vehicles in its segment.



QUICK ANCHORING OF VEHICLE
AND READY TO PULL

SUITABLE FOR LIGHT, MEDIUM
AND HEAVY COLLISION REPAIR

NAJA EVOLUTION 3D

COMPUTERIZED MEASURING SYSTEM TO DIAGNOSE, REPAIR
AND RE-MANUFACTURE

3D Electronic measuring system is one of the worlds most advanced and user-friendly measuring system in this industry. Celette has been well known for its constant endeavors to provide the best in class collision repair systems and diagnostic equipment to the car manufacturers and to the end user. We not only provide equipments but also offer technical solutions.

- ➔ Wireless bluetooth between the computer and the sliding head
- ➔ User-friendly software for very easy use
- ➔ No risk of faulty reading with green and red symbols (green for good and red for faulty)
- ➔ High accuracy and reliability upon NF X06044 EUROPE-USA standard
- ➔ Calibration check bar included for ISO process
- ➔ Vehicle data supplied (comparative and point-to-point data)
- ➔ Customer measurement, report, can be recorded and printed



X-ONE

LIFTING TABLE X-ONE RECOMMENDED FOR LIGHT, SMART AND QUICK REPAIR

REF NO: X110.3900.x | X1APS.3800.X | X110.3920.x

2500 kg Lifting and 10 Ton Pulling platform.

X-ONE is a lifting and rapid pulling platform specially designed for light and cosmetic damage repairs. Quick loading and easy to set up to pull, electronic measuring system NAJA can be easily coupled by using NAJA adaptation kit (optional).

SMART | QUICK | EASY

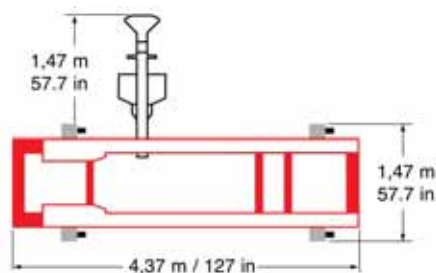


QUICK BENCH

SEVENNE

COMPLETE MOBILE BENCH ON WHEELS

Sevenne is a universal mobile bench, which can be upgraded to Rhone or Griffon. The anchoring can be achieved all around the bench, thanks to its peripheral frame for quick fixing of wheels, clamps, multi-function supports, and a steering handle.



PAINT SPRAY & BAKING BOOTH



Reliable, Durable & Effective, Our paint booth is designed to provide efficient and high-quality paint finishes. Innovative technology and advanced lighting system ensure a clean and well-lit painting environment.

HIGHLIGHTS:

- Paint booth with metal base, 2 rows of grids and ramps
- **Cabin size:** External - 7200 X 4200 X 3200 mm (LWH)
- Fire retardant puffed panel, galvanised & powder coated, thickness 50 mm.
- 14sets roof panel light ensures well-lit cabin, for better visibility
- 3 door design with glass for viewing, fitted with lock and handle.
- One Safety door with glass window fitted with pressure lock.
- **Filter:** Pre filter, Floor filter & Roof filter for effective filtration up to 98%
- **Heating system:** European burner with Stainless steel heat exchanger, heating cty up to 80Deg C
- **Air flow:** Down draft, Intake blower coupled with 1x5HP Motor to deliver 21000 m³/hr ,12500 CFM.
Option: Intake blower coupled with 1x7.5HP Motor to deliver 29000 m³/hr , 17000 CFM.
Option: Extractor blower 1 HP | 3 HP
- Automatic Control panel with temperature controller, Timer, Emergency stop & Overload protection.
- Separate switches for Paint spraying and baking mode
- Power requirement: 3Ph,400V,10.5Kw / 3Ph,400V,15 Kw

PAINT PREP STATION

Paint prep stations by East Auto is an innovative solution for body shops, it helps to maximize space and efficiency. Designed to provide a clean, safe, and comfortable environment to perform preparatory operations.

Key features and benefits of our body paint prep stations:

- Increases productivity by freeing up space in spray booths for heavy lifting.
- Ideal for spot repair, cleaning, buffing, sanding, and other preparatory operations
- Filters out dust and overspray to ensure fresh, clean air for your technicians
- Heavy and transparent curtains walls for safety and protection



TRUClean[™]
GCS

TRiSK | DeVILBISS

Quickly, safely, and efficiently cleans spray guns & application components with either waterborne or solvent-based cleaning media

- Five-nozzle wash bay for powerful and efficient 90 second automatic cleaning cycles- dedicated nozzle for gun paint channel cleaning featuring universal disposable cup adaption
- Dedicated nozzle for air cap cleaning
- Three additional nozzles positioned to clean all
- Robust & serviceable cleaning nozzle design
- Five-nozzle washing bay allows for higher pressure through each nozzle for better cleaning and reduced cleaning time
- Easy-to-service with quick release mechanism
- Polyamide construction to prevent damage to guns and components supporting lower maintenance costs

HIGH PERFORMANCE PROFESSIONAL SPRAY GUNS

DV1

Basecoat by **DEVILBISS**
AUTOMOTIVE REFINISHING

≡ DV1 Basecoat

- The DV1 air caps, with advanced internal geometry, result in a perfectly balanced, consistent spray pattern for a perfect finish
- Reduced air pressure resulting in improved spray pattern control, atomisation consistency and improved transfer efficiency
- A new combined air inlet and air control valve with 12 x higher precision sensitivity for smoother air control
- Consistently achieves a narrow colour window for the closest colour matching
- New advanced fluid tip design reduces turbulence, minimising mottling/clouding



PRODUCT
+
Less noise for
your comfort

Nozzle sizes
available :
B1-1.3 / B2-1.4



HIGH PERFORMANCE PROFESSIONAL SPRAY GUNS

PROLite

Gravity by **DEVILBISS**
AUTOMOTIVE REFINISHING

≡ PROLite Gravity

- Lightweight design delivers a uniform spray pattern and atomization distribution for an exceptional quality finish that professional painters demand
- Range of advanced air cap technologies for excellent application performance with the latest waterborne and solventborne coatings
- Environmental legislation-compliant atomization with high transfer efficiency resulting in significant paint savings
- Drop-forged aluminum, anodized gun body with removable air baffle for a longer working life

Nozzle sizes available :
1.2 / 1.3 / 1.4



PRODUCT
+
Ergonomic
handle design
with reduced
trigger travel
to decrease
operator fatigue



HIGH PERFORMANCE PROFESSIONAL SPRAY GUNS

FLG

by **DEVILBISS**
AUTOMOTIVE REFINISHING

≡ FLG

- Full control of pattern shape, fluid flow rate and air inlet pressure for consistent application.
- Smooth action trigger with exceptionally light pull for reduced fatigue during long operation.
- Efficient atomization technology for reduced material usages.
- Flexible setup options of gravity, suction or pressure feed to meet your needs.

Nozzle sizes available :
1.4 / 1.8



PRODUCT
+
Ergonomic gun
handle shape for
balance, grip and
comfort.



DEVILBISS
AUTOMOTIVE REFINISHING



The Limited Edition DeVilbiss ADV

- The latest Limited edition gravity feed spray gun from DeVilbiss.
- Lightweight, durable and ergonomic design that's tough enough for the busiest bodyshop.
- Stainless Steel tips, needles and fluid passageways as standard.
- Smooth, lightweight trigger action and balanced air valve for perfect control.
- Conventional and compliant air caps and fluid tip set ups to suit all professional refinish materials.

PAINT LINE ACCESSORIES

EAST Auto
Efficient People - Effective Solutions

DEVILBISS

COMPLETE AIR FED FULL FACE RESPIRATORY PROTECTION

ProVISOR by DEVILBISS AUTOMOTIVE REFINISHING

≡ PRO VISOR

- Gun supply hose swivels both radially and laterally, ensuring better spray dynamics without the hose restricting the movement of the sprayer.
- The Pro Visor disperses breathing air gently around the lightweight visor at a positive pressure with no misting or discomfort, ensuring every sprayer can work at their best.
- The wrap around visor provides excellent and much wider peripheral vision than sprayers will be used to, while the removable peak can help reduce glare from spray booth lighting.
- A whistle is incorporated to warn the operator that an insufficient quantity of breathing air is being supplied to the Pro Visor.

PRODUCT

+
Left or right
sided waist belt
fitment without
having to change
the air fitting
configuration.



FILTER REGULATOR COALESCER

ProAIR by DEVILBISS AUTOMOTIVE REFINISHING

≡ PRO AIR - 1

- Rolling diaphragm gives rapid response and sensitive air pressure control.
- Maximum airflow 3500 l/min (124 cfm).
- Two ball valve controlled outlets.
- Tamperproof, removable and lockable air pressure control knobs.



PRODUCT

+
Two ball valve
controlled
outlets.

PRODUCT

+
Provides air
filtered to 5
microns.



≡ PRO AIR - 2

- High air flows for conventional and compliant spray guns.
- Provides air filtered to 0.01 microns suitable for air-fed respiratory outfits.
- Maximum airflow of 900 l/min (32 cfm)
- Rolling diaphragm gives rapid response and sensitive air pressure control.

≡ HOSES



HOSES

10 metre length air hose complete with crimped female quick detach connection at one end and crimped female loose nut fitting at the other end.



PROFESSIONAL SPRAY GUN CLEANING KIT

- Handy tool wrap style kit of purpose made cleaning brushes and tools
- Includes cleaning instructions and spray gun oil
- Keeps your spray guns in top working order



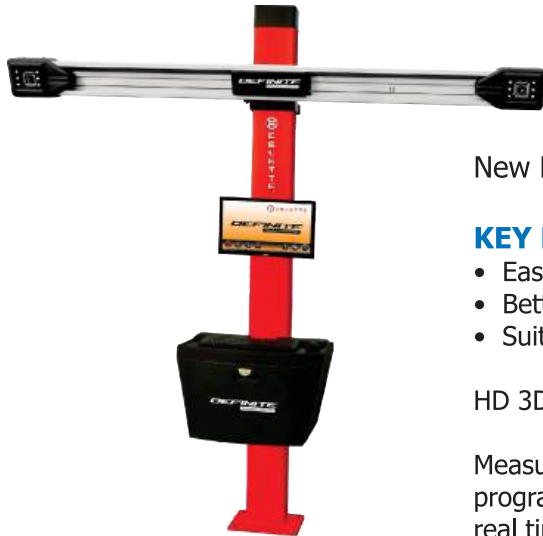
QUICK DETACH FITTINGS

High flow connections minimal pressure drops ideal for spray guns, respirators, hoses and regulators



IN-LINE AIR ADJUSTING VALVE

- Fits neatly in-line at the gun air inlet
- Increase or decrease working pressure at the gun
- Calibrated up to 11 Bar (160 psi)



WHEEL ALIGNER

New B600 Wheel Balancer is unique in industry.

KEY FEATURES:

- Easy to operate software
- Better speed and accuracy
- Suitable for installation in pit, 4 post lift and wheel alignment scissor lift.

HD 3D wheel aligner -no electronic attached on wheel, safe operation

Measurement of caster camber SAI, TOE setback thrust angle and axis deviationThe 3D program interface allows you to see position and wheel alignment angles on the screen in real time modeCamera auto focus function to adjust different lighting conditions

WHEEL BALANCER

- Automatic acquisition of diameter, distance and width
- Fast & Convenient
- 6 o'clock wight placement mode with laser indicating line

FEATURES

- LED Display
- 5 ALU balancing programs and 2 ALU smart balancing programs
- Machine also has optimization function and weight split function
- Machine can automatically lock the wheel on imbalance position by electromagnetic breaking function intelligent toggle of STD and als to balancing modes



TYRE CHANGER

Pneumatic tilting colum

- Demounting head is more of special material, can handle run flat and low profile tyre mounting and demounting
- The column can be titled back and 4th it is raven and logged by air cylinder
- Parkerized cylinder to increase cylinder life and avoid rust

WHEEL ALIGNMENT SCISSOR LIFT

- Extra low profile platforms which can be installed directly on the ground ideal for low ride height vehicles
- Master and slave system composed by hyperformed double hydraulic cylinders
- Easy synchronization control system by special hydraulic valves
- Front turn table recesses and rear sliding plates
- Fore wheel alignment operation
- Applicable to both in/above -ground mount



BODY & FRAME REPAIR TOOL



Professional Body & Frame repair tool, 10 Ton power tool for Pull, Push, Clamping, Straightening, Spreading & Lifting operations. Portable & Mobile unit

Features:

- Quick "Snap together" design for fast & easy assembly & disassembly
- Heavy duty extension tubes for more strength
- Flexible hydraulic hose with spring guard at both ends
- Pulling accessories components are forged for the best strength & rigidity, ensure high safety standard
- Mobile trolley for storage and easy manoeuvring of the tools
- Air power foot operated hydraulic pump, light weight, Automatic overload relief valve for protection
- Kit includes: Single speed hydraulic hand pump / Air power foot operated hydraulic pump, Set of extension tubes, Flat & V base, Rubber fix head, Plunger & Ram toe, Set of Clamps, Chain and Chain pull plates etc.



ON CAR BRAKE LATHE

An efficient tool for curing noise & vibration problems. Brake lathe corrects thickness variations on the rotor, a common condition caused by either uneven contact of the brake pad on the rotor surface or rust on the rotor surface due to extended/frequent contact with corrosive contaminant. An on-car lathe does an excellent & reliable job, because it's installed in the same position as the brake caliper, basically mimicking the movement of the wheel with regard to the car's calibrations. provides most accurate resurfacing.

AC SERVICE MACHINE

Fully Automatic AC Recovery & Recharging Machine for Hybrid & Ev's

Technical Specifications

- 7" Touch screen display • Compressor power: 3/8HP • Oil Bottles : 2-Fresh oil (PEG & POE), 1- Used oil • Heater band, Condenser and cooling fan included • Vacuum pump capacity:60L/min • Gas cylinder capacity:10KG • New/used oil bottle capacity:250ml/400ml
- Accuracy of New / Used oil /UV bottle load cell:±5g • Drier-filter capacity:600ml • HP/LP gauge range:-1~ 30bar / 1~16bar • Charge speed:2Kg/Min(max.) • Automatic service reminder • Highly integrated pipeline manifold



SINGLE COLUMN LIFT



HYDRAULIC TROLLEY JACK



BENCH VICE



JIB CRANE



HYDRAULIC PRESS



INFRARED DRYER



HYDRAULIC CYLINDER KIT



PANEL BEATING



MINI DISC SANDER



SPOT DRILL



PUNCHING TOOL



LONG HANDLED ANGLE GRINDER



VEHICLE TRANSPORTATION TROLLEY



HYBRID PLASTIC REPAIR KIT



PLASTIC WELDING STATION



BODY FENDER TOOL SET



WINDSCREEN SEAL CUTTING TOOL



FUME EXTRACTION SYSTEM



WORKSHOP-BODYSHOP TOOLS

RIVETING TOOL GYSPRESS 8T



SUCTION CUP & STRAP



OSCILLATING PNEU. SAW



ALUMINUM HAMMERS



LOCK GRIP PLAYER



XL GRIP PLAYER



PNEUMATIC SURFACE REMOVER KIT



BODY ZIPPER



SET OF TWO MAGNETS



BELT SANDER



WELDING BLANKET



AUTO DARKENING HALMET



GYSMETER



SET OF 4 SHAPING TOOLS



LED LAMP SUNCOLOR



Panel Stand



Rotating Panel stand



Bumper Stand



Bumpers Storage trolley



Panel storage trolley



Painting Stand



TOOLS FOR EV'S | HYBRID VEHICLES

MEASURING INSTRUMENTS



MAGNETIC DIAL GAUGE



TOOL TROLLEY



WHEEL STORAGE CADDIE



EXPRESS TOOL CADDIE



QUICK SERVICE TROLLEY



WORK BENCH



INSULATION TESTER



MULTIMETER



HELIUM LEAK DETECTOR



ANTISTATIC, FIREPROOF SUIT



BOX OF 25 INSULATED TOOLS



INSULATING GLOVES



INSULATING GLOVES



MARKING KIT






Efficient People - Effective Solutions



INVEST IN THE FUTURE

*** THEY TRUST US ***



TRAINING ACADEMY & SKILL CENTRE



EMERGING AUTO SOLUTIONS & TECHNIK

Works: G-248, Ground floor, Ghazipur, New Delhi-110096
M: +91 9718307854, 9599184443 E: support@eastauto.in

EAST AUTO TRAINING ACADEMY & SKILL CENTRE

NORTH : B-1 ,Mohan Cooperative Industrial Area, New Delhi - 110044 (Delhi)

EAST : 829, Kasba industrial area, Kolkata - 700150 (West Bengal)

Ahmedabad - 8826777854 • Bengaluru - 9911944993, 9718307854 • Bhopal - 9599184450 • Bhubneshwar - 9911258881
Chandigarh - 9599184446 • Delhi - 9599184443, 9599184445, 9599658833 • Guwahati - 9599184454 • Hyderabad - 9718307854
Jaipur - 9599184445 • Kanpur - 9599441417 • Kolkata - 9599184450, 9599449818, 9599184451 • Mumbai - 9718307854
Patna - 9911428029 • Raipur - 9599184450 • Ranchi - 9911428029